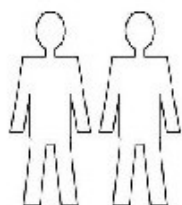
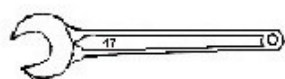


# Table assembly instructions



**Always perform the assembly by two people !**



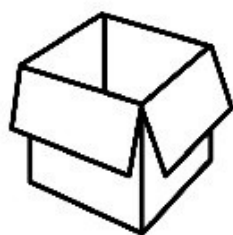
## Tools needed !

Wrench 17 (the package does not include the wrench)



## Attention !

After opening the package, place the table upside down on the package to avoid damaging the table top during assembly



## The package contains

1. Table top - 1 piece
2. Table legs - 4 pieces
3. Nut  (M10) - 8 pieces

