

1 IMPORTANT !!!

We begin assembling the furniture rotate 90 degrees.

STEP 1 Turn the PRIMARY BOX „PB” 90 degrees

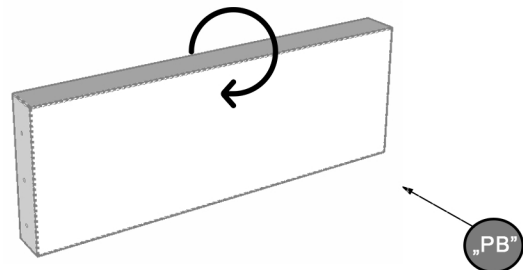
STEP 2 Screw SIDES „SD” to Primary Box „PB”

STEP 3 Screw STRAIGHT LEGS „SL” and CURVE LEGS „CL” to PRIMARY BOX „PB”

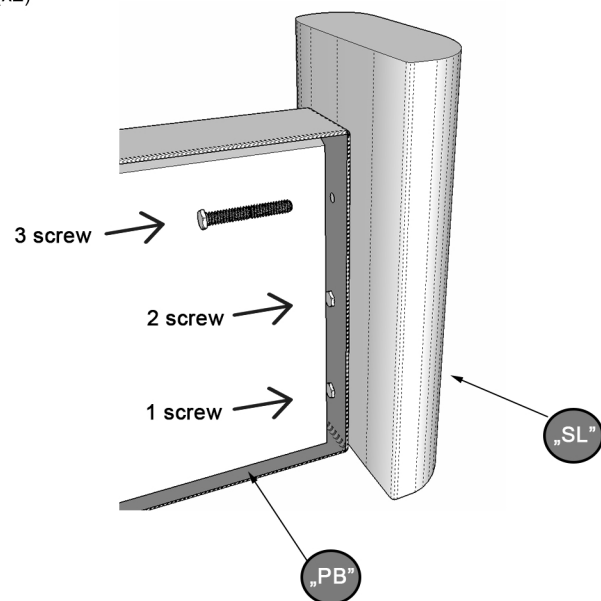
STEP 4 Turn PRIMARY BOX „PB” on legs and insert BACK BOX „BB” to PRIMARY BOX „PB”

STEP 5 Put pillows SITTING PILLOWS „SP” and BACK PILLOWS „BP” on the sofa

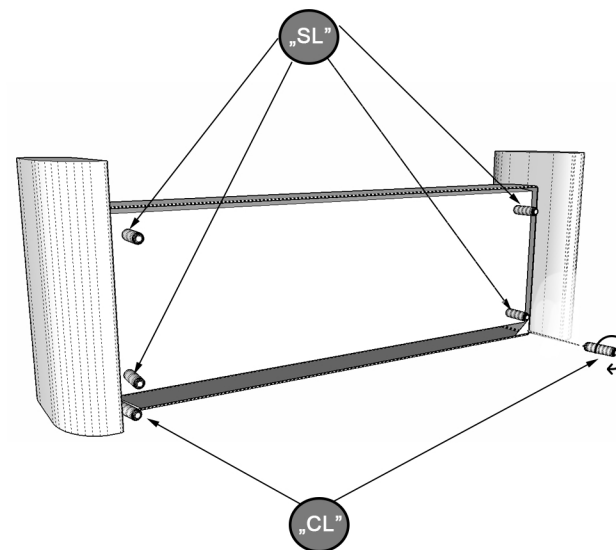
STEP1



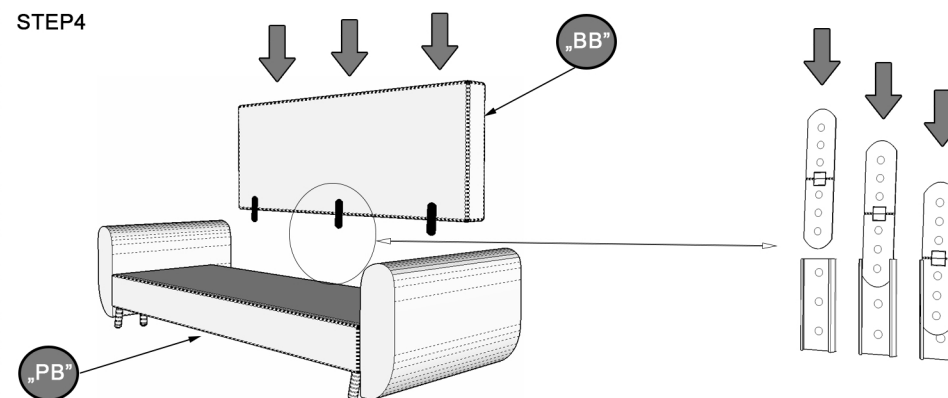
STEP2 (x2)



STEP3



STEP4



STEP5

